



Year 2 Meet the teacher 2023-24

Ms Carty 2W
Ms Rizvi 2S

Update Personal Details

- Ensure the office has up-to-date details for your child.
 - Address
 - Emergency contact numbers – two numbers needed
 - Email address
 - Medical information

School Uniform



WEMBLEY PRIMARY SCHOOL UNIFORM LIST

*Indicates uniform that can be purchased within the school



No jewellery must be worn in school. If your child has pierced ears small studs are permitted, however these MUST be removed by your child for PE lessons. In addition to the items listed below, children will also need a PE bag and Book bag, both of which are available to purchase within the school. Girls School

Uniform – Reception, Key Stage 1 and Key Stage 2

Girls School Uniform – Reception, Key Stage 1 and Key Stage 2

Winter Uniform	Summer Uniform
Grey / Black skirt, pinafore dress or trousers White polo shirt or white cotton shirt School sweatshirt or cardigan* School tie (optional)* Black shoes or black trainers Black hijab (optional)	Red and white summer dress OR Grey / Black short trousers and white polo shirt Black shoes or black trainers School sun hat*

Boys School Uniform – Reception, Key Stage 1 and Key Stage 2

Winter Uniform	Summer Uniform
Grey / Black trousers White polo shirt or white cotton shirt School sweatshirt or cardigan* School tie (optional)* Black shoes	Grey / Black short trousers White polo shirt or white cotton shirt Black shoes School sun hat*

Jewellery

For safety, no jewellery is the best option.

We allow:



Small studs



Compulsory religious
jewellery



Red, simple hair
accessories

PE Uniform



No hoodies

No football tops

No blades or studded trainers



PE


- PE lessons will take place every:
- **2W:** Tuesday and Friday
- **2S:** Tuesday and Friday

On these days children will need to wear your PE kit to school.

- House Team t-Shirt or white t-shirt
- Black Jogging bottoms, leggings or shorts
- Trainers
- School jumper

Things your child needs to bring

- Do not bring a bulky backpack as we cannot use the cloakrooms to store items.
- You will not be able to bring a pencil case from home. All your equipment will be provided.
- Bring a waterproof bag that can hold your home learning books (A4 size) and your reading book, which can fit on the back of your chair.
- Bring a labelled water bottle from home.



Attendance and Punctuality

- It is vital that your child comes to school every day and on time.
- Soft start begins at **8:35**.
- The register will close at **8.50**
- Teaching starts promptly and your child will be marked late if they arrive after this time.
- Please ensure you are collecting your children on time from the classroom at **3:20pm**.

School Lunch and Snacks

- **All children in Year 2** are entitled to a free school meal. You do not need to pay!
- Your child does not have to have a school dinner every day. Check the school website to see the menus and you can choose which meals your child would like to eat.
- Year 2 children do not need to bring in a snack as this is provided for all children in the year group. However, should you wish to send a snack in with your child, please ensure it is **healthy and nut-free** eg. Fruit, vegetable (the same rule applies for packed lunches).
- If you are in receipt of any benefits, please apply for Free School Meals. You can enquire about this at the main Reception.

Reading

- Your child will be expected to read for at least **10 minutes** every day. This will be a phonetically decodable book.
- Children's books will be a **phonetically decodable book** which will focus on the sound your child has been learning in the week.
- An adult should sign their child's reading record every night as a record to show that your child has read to you.
- Reading books will be changed **twice a week** but their reading books and reading record needs to be brought to school **daily**.

Home Learning

- Reading – phonetically decodable book
- Compulsory Maths – activities to complete in red homework book each week
- Spellings – will be given out every Friday for a test on the following **Friday**.
- Later in the year CGP books will given for reading comprehension and maths. This work will have to be completed in their red homework book.
- Home Learning Challenges – all tasks **must be** completed by the last Monday of the half term. *This term's Home Learning is due on Monday 16th October 2023*
- Termly Home Learning tasks will also be uploaded onto the School website (click on link)

[Year 2 - Wembley Primary School](#)



Year 5 Topic Home Learning Autumn 1


Please complete all three challenges Monday 16th October. Learning is to be submitted on google classroom or in your red home learning.

Living Things

Match the word to the correct definition.

Using the definitions, what you know and the key vocabulary, describe the characteristics for mammal, birds, reptiles, fish and amphibians.

Word	Definition
backbone	An external supporting structure, such as the shell of a crustacean.
classify	The row of bones that runs along the centre of the back—spine.
exoskeleton	A warm-blooded animal with fur or hair on its skin and a skeleton inside its body. The mothers produce milk to feed their babies.
invertebrate	The inner framework of bones and cartilage in vertebrate animals. This supports the body and protect softer body parts.
mammal	Animals with backbones as part of an internal skeleton .
skeleton	Animals that do not have an internal skeleton.
vertebrate	Assigning an item to a group based on a common characteristics.



Rivers and Mountains

Copy/draw the picture of the mountain and river. Use your knowledge of mountains and rivers to label the different features.

Using the key words:
 River source
 Tributaries
 Waterfall
 Main river
 River mouth

Explain the river system in your own words.



Super Power of Looking

You are going to analyse the piece of art and discuss the points below with your parent. You can submit answers on Google classroom. Also write what your parent has said.

This painting is called '[The Adoration of the Kings](#)' (1510-1515).

1. Are you interested or not interested in this painting? Why?
2. Describe the figures and what is going on in the background?
3. What do you think is going on here?
4. Who or what does the artist want us to look at first?

Compulsory Homework—Maths Fluency Focus

Week 1: From smallest to largest, order five random numbers in the hundreds or thousands

e.g. 507 383 1,415 2,991 2,746

Week 2: Round 2- digit and 3-digit numbers to the nearest 10

e.g. 56 rounded to the nearest 10 is 60 221 rounded to the nearest 10 is 220

Week 3: Round 3- digit and 4-digit numbers to the nearest 100

e.g. 516 rounded to the nearest 100 is 500 2991 rounded to the nearest 100 is 3000

Week 4: Add and subtract 3-digit numbers e.g. 308 +291 875—642

Week 5: Revise multiplication and division facts for 6 times tables: e.g. $3 \times 6 = 18$ $18 \div 3 = 6$

- For further information regarding your child's learning, please visit our school website.

About 3,110,000 results (0.48 seconds)

https://www.wembleyprimary.co.uk

Wembley Primary School: Home

We have a wonderful learning environment. A large number of outdoor spaces surround the school building. We have a nature garden, that all children regularly ...


Calendar
Sports Event School Holidays Inset Day Parent Event Pupil Event ...

Contact Us
East Lane, Wembley, HA9 7NW ... Email: admin ...

Staff
Wembley Primary School. East Lane, Wembley, HA9 7NW | Tel ...

Parents
Wembley Primary School. East Lane, Wembley, HA9 7NW | Tel ...

[More results from wembleyprimary.co.uk »](#)



Wembley Primary School
Website Directions Save
Primary school in Wembley, England

Address: East Ln, Wembley HA9 7NW
Hours: Opens soon · 8AM
Phone: 020 8904 3725

[Suggest an edit](#) · [Own this business?](#)



WEMBLEY PRIMARY SCHOOL
PART OF THE WEMBLEY SCHOOLS FEDERATION

GOVERNORS LOGIN

Newsletters Value Awards Events Wellbeing News
EYFS Year 1 Year 2 Year 3
Year 4 Year 5 Year 6

Scroll Down

If you have a question or need to contact us, please email:
learning@wembleyprimary.brent.sch.uk

In addition please make sure your children are checking Google classrooms daily as learning and any notices will be put on there also.

Making appointments to see your child's teacher

- If you need to discuss something briefly with us, please come and speak to us when you collect your child at the end of the day. If you are going to need a longer amount of time, then please arrange an appointment via the school office or with the teacher at collection time.
- Appointments with a class teacher in a morning need to be before 8:30am. Teachers are teaching pupils from 8:35am.
- Updating you on your children's progress – we will do this through our parents meeting and reports. If you have concerns then please do come and discuss with us.

After School Clubs

- The list of After School clubs will be available in the next two weeks. Children will now only be able to **attend one session per week**. The booking will go live on **Parent Pay at 5pm on the release day**. If a space is available, children will be given their 1st choice club then removed from any additional preferences.
- **Waiting lists** will be created if a club is over-subscribed and additional spaces may be offered if additional adults are able to support. You will be contacted from the school office, if a place becomes available.
- **Invited (booster) clubs** – you will receive a letter from a class teacher prior to clubs becoming available. This is a free club and will run for 8 weeks and will be based on teacher assessments to address gaps in learning.

Trips

- A parent calendar of key dates will be released for each term
- Most trips will be **linked to areas of the curriculum** e.g. Science, History, Geography
- There will also be **local trips** eg. Library, Religious buildings, local area walks
- Curriculum trips will usually **incur a fee**. We try to keep the costs down and will usually use public transport to help with this.
- **Parent volunteers** are encouraged however, we can only take a limited number of adults on each trip. Names will be either on a 1st come basis but if we get a large number of parent requests, we will pick name at random. In most instances, we will try to take different parents each time.

A teal square containing the text "Any Questions?" in a white, cursive font. The text is centered and surrounded by several short, white, radiating lines that create a sunburst or starburst effect.

Any
Questions?