


Meet the Teacher

Year One

Ms Ramji (1W) Ms Qaisirani (1P)

Mrs Hussain (1S) Mrs Mayani (1F)

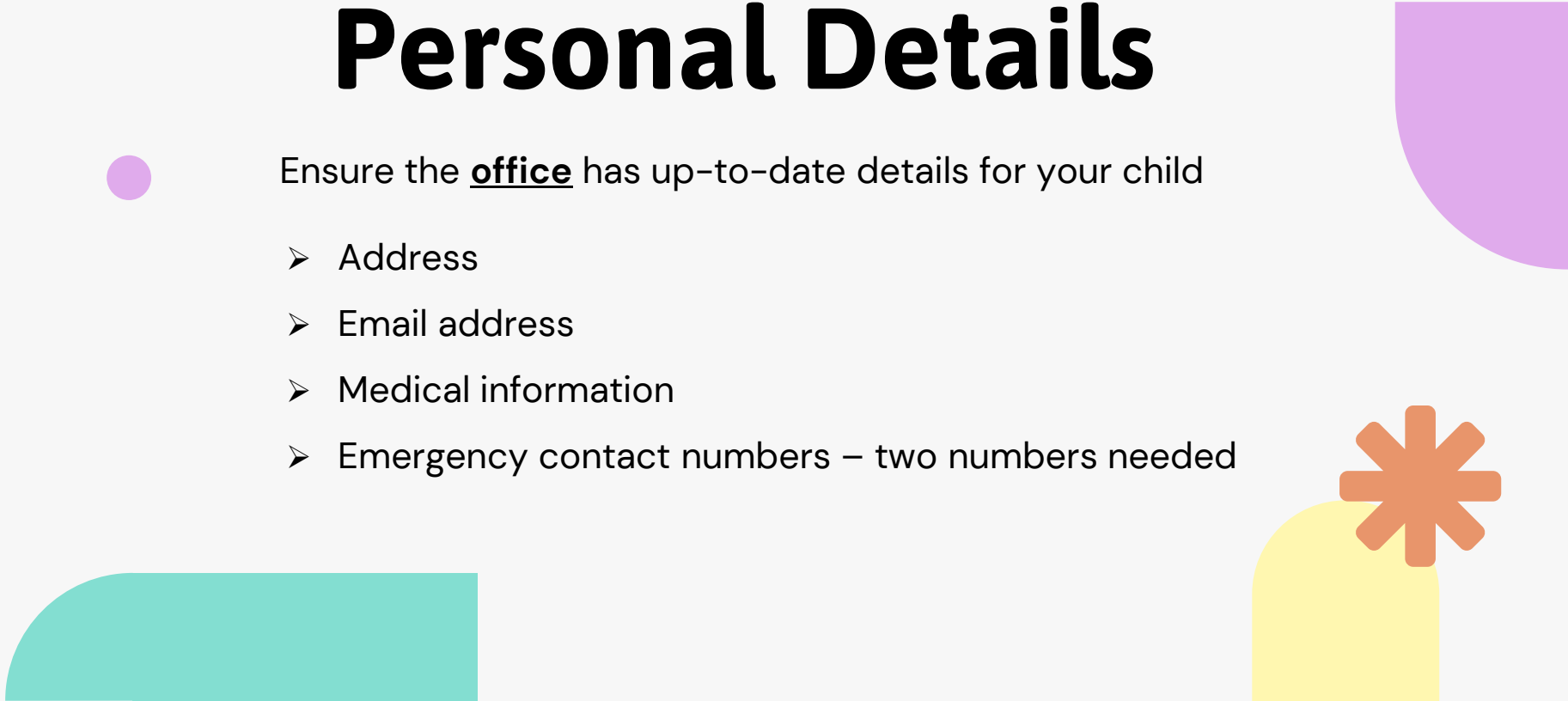




Personal Details



Ensure the **office** has up-to-date details for your child

- Address
 - Email address
 - Medical information
 - Emergency contact numbers – two numbers needed
- 

School Uniform

WEMBLEY PRIMARY SCHOOL UNIFORM LIST

*Indicates uniform that can be purchased within the school




No jewellery must be worn in school. If your child has pierced ears small studs are permitted, however these MUST be removed by your child for PE lessons. In addition to the items listed below, children will also need a PE bag and Book bag, both of which are available to purchase within the school. Girls School Uniform – Reception, Key Stage 1 and Key Stage 2

Girls School Uniform – Reception, Key Stage 1 and Key Stage 2

Winter Uniform	Summer Uniform
Grey / Black skirt, pinafore dress or trousers White polo shirt or white cotton shirt School sweatshirt or cardigan* School tie (optional)* Black shoes or black trainers Black hijab (optional)	Red and white summer dress OR Grey / Black short trousers and white polo shirt Black shoes or black trainers School sun hat*

Boys School Uniform – Reception, Key Stage 1 and Key Stage 2

Winter Uniform	Summer Uniform
Grey / Black trousers White polo shirt or white cotton shirt School sweatshirt or cardigan* School tie (optional)* Black shoes	Grey / Black short trousers White polo shirt or white cotton shirt Black shoes School sun hat*



PE Uniform



- No hoodies
- No football tops
- No stud trainers



We cannot change for PE so on these days you will need to wear your PE kit to school.

PE with Mr Thomas every Tuesday



Jewellery

For safety, no jewellery is the best option.

We allow:



Small studs



Religious jewellery



Simple, red accessories



Things to bring to school



- **No** bulky back packs
- **No** pencil cases, all equipment is provided
- Labelled water bottle
- A book bag must be brought daily and checked by parents at the end of each day.

Attendance and Punctuality



- It is vital to come to school every day and on time.
- Soft start begins at **8:35**
- Registers close at **8:50**
- Please ensure children are collected on time from classrooms at **3:20pm**



Reading

Children are expected to read for at least 20/30 minutes every day.

- Children will be given one reading book on Friday.
- Reading records must be signed by an adult and brought in **every day**.
- The reading book will have the sounds they have learnt in the week.
- **New books will not be given if the reading record is not signed.**

Example:




<p>11/9/23</p> <p>Mike's Kite Pg 1-3</p>	<p>Read with mum. Read very well. Struggled with the word 'blanket' Answered questions about the characters. Retold the story.</p>
--	--



Home Learning

Year 1 Home Learning Autumn 1

Please complete all three challenges Monday 18th October. Learning is to be submitted in your red home learning book.

Science—Autumn selfie	Toys!
 <p>Try to visit a local park or go for a short walk. Do you notice what colour the leaves are in Autumn and what type of clothing people wear?</p> <p>Can you take a picture of some trees, leaves or animals that you may see in Autumn? Please bring this photograph into school, we would love to see them!</p>	 <p>One of our topics in History will be about toys. Why not get started by writing about your own favourite toy.</p> <p>Don't forget to use:</p> <ul style="list-style-type: none">• A Capital letter• Finger spaces• A full stop <p>Tip: Say your sentence out loud, count the number of words with your fingers and write it down! Use a phonics sound mat to help you.</p> 


English—Stories

Have you read a good book recently?
Tell us all about it!
Draw a picture of your favourite part of the book and write a matching sentence!

Don't forget to use:

- A Capital letter
- Finger spaces
- A full stop

Use a phonics sound mat to help you.



Super Power of Looking

You are going to analyse the Renaissance piece of art and discuss the points below with your parent. You can submit answers in the back of your red book. Also write what your parent has said.

This painting is called **'The Adoration of the Kings'** (1510-1515).

1. What do you think is going on here?
2. Who or what does the artist want us to look at first?
3. How are the kings identified in the painting?

Compulsory Homework — Maths Fluency Focus

Week 1: From smallest to largest, order five random 2-digit and 3-digit numbers.

Week 2: One more and one less, matching numerals and amounts.

Week 3: Number lines, equal and not equal groups.

Week 4:

Week 5:


Reading books will be changed **every Friday**. Please ensure reading record's are **signed**.

Spellings will be given every Tuesday and children will be tested the **following Monday**.

Home learning will be given **every Friday** in red home learning books. Home learning must be handed in on **Wednesday**.

- **Spellings** will be given on **Tuesday** and children tested on Monday. Practice **daily** and bring books Monday.
- **Reading books** given on **Friday** and brought in **daily**.
- **Red home learning books** given on Friday and brought in on **Wednesday**.
- Compulsory Maths, English and Phonics in red home learning books.

School website: <https://www.wembleyprimary.co.uk/news/year-1/>



Appointments to see child's teacher

- ❖ If you need to discuss something, please come and speak to us when you collect your child at the end of the day.
- ❖ If you are going to need a longer amount of time, then please arrange an appointment.
- ❖ Appointments with a class teacher need to be in the morning
- ❖ Updating you on your children's progress – we will do this through our parents meeting and reports.



Trips



- ❖ A parent calendar of key dates will be released each term.
- ❖ Teachers will inform parents of trips and costs.
- ❖ Parents will be randomly selected to help on trips

Thank You!



*Any
Questions?*

