



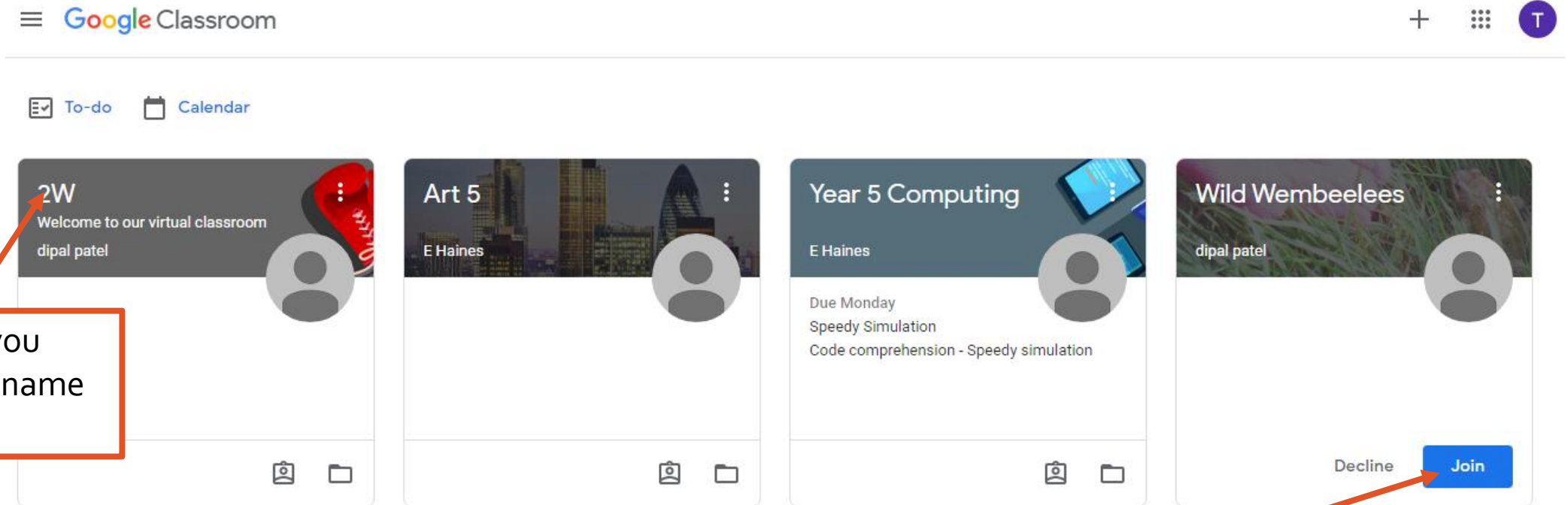
# How to find your work

---

Google classroom guide



# Once you have logged in, click on the classroom you want to view.

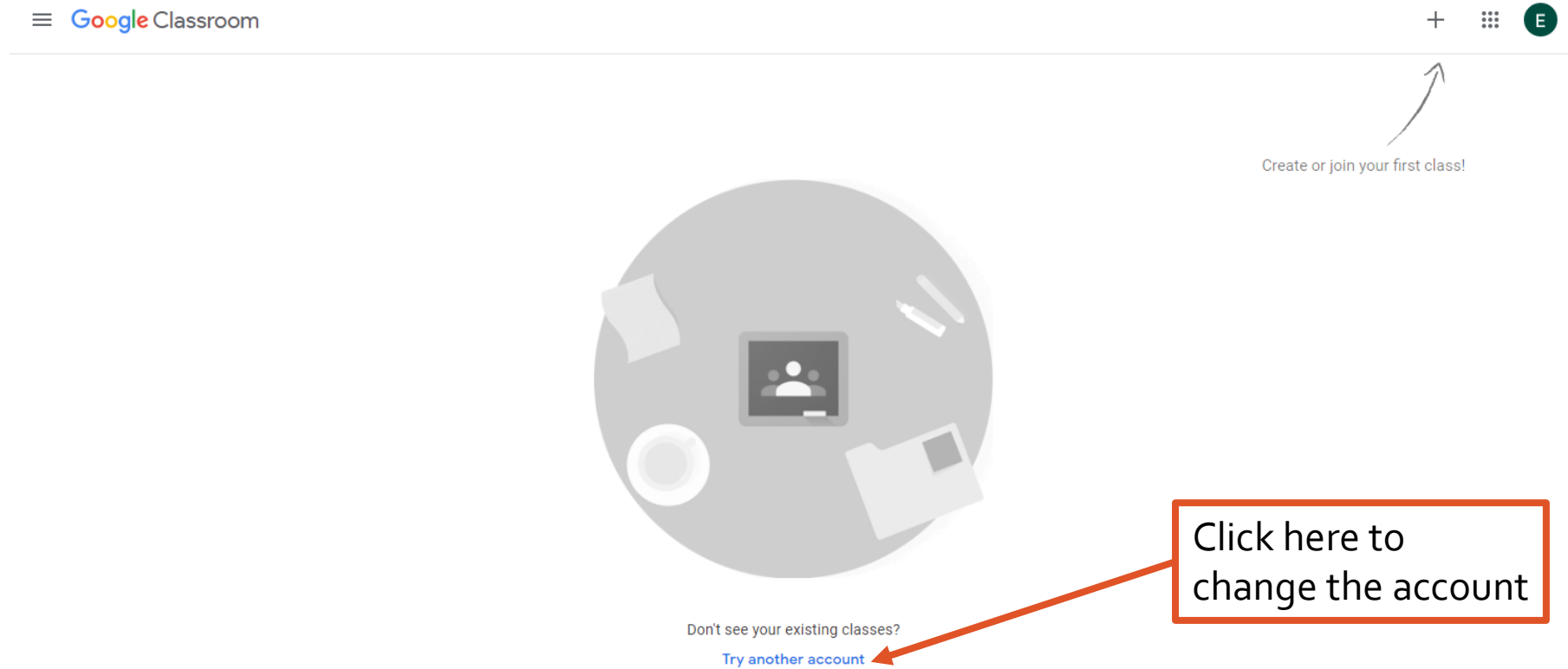


Make sure you click on the name of the class.

You may need to join the class if you haven't.



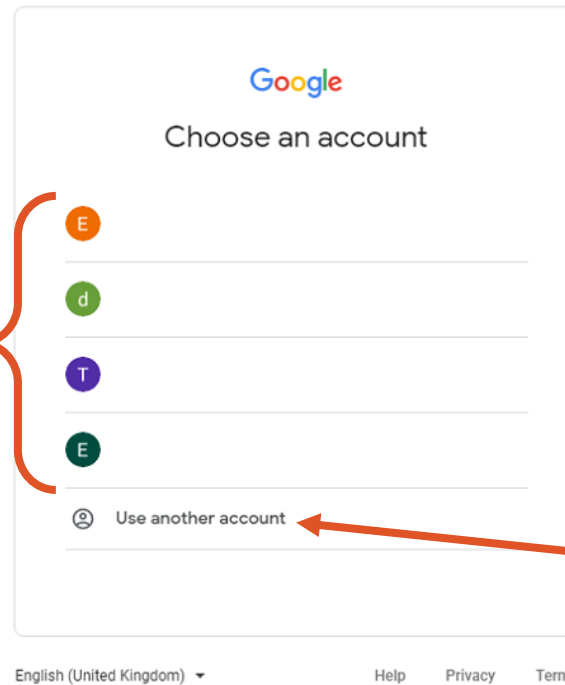
# If you can't see any classes, you are using the wrong account.





# You can select the correct account, or add another.

Select your  
**@wpsapps.org**  
account from the list



Or click here to add your  
**@wpsapps.org** account

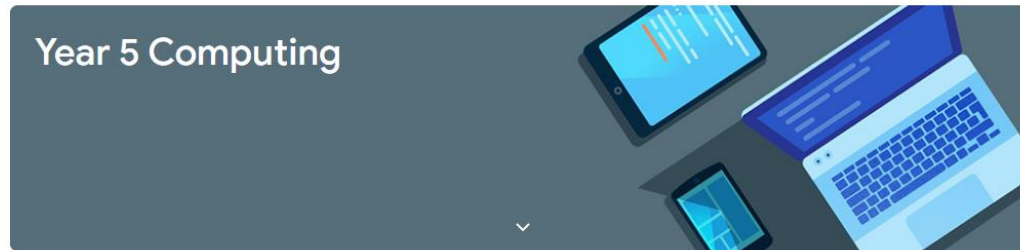


# Class stream – here you can see all the recent updates to the class.

Open the menu to see your list of classes

Year 5 Computing

Stream Classwork People



You can always click on the name of classroom to get back to this page.

Upcoming

Due Monday  
Speedy Simulation  
Code comprehension - Sp...

[View all](#)

- E Haines posted a new assignment: Speedy Simulation  
8:49 AM
- E Haines posted a new assignment: Code comprehension - Speedy simulation  
Nov 23
- E Haines posted a new assignment: Code comprehension - Hot air balloons  
Nov 19
- E Haines posted a new assignment: Who owns the web?  
Oct 22 (Edited Nov 10)
- E Haines posted a new assignment: Show me your art!  
Oct 15 (Edited Nov 24)

Click here to see a list of your work and when it is due.

The list of assignments and updates from your teacher.



# Classwork – here you can find all your assignments organised into topics.

Year 5 Computing

Stream **Classwork** People

View your work Google Calendar Class Drive folder

All topics

- For 5W and 5S
  - Speedy Simulation Due Nov 30
  - Code comprehension - Speedy simulation Due Nov 30
- Coding - Autumn
  - Code comprehension - Hot air balloons Due Nov 23
- Archived - Computing systems and networks
  - Who owns the web? Due Nov 6
  - Adding your own content to the web Due Oct 16
- Archived - Homework



# Getting to assignment view.

For 5W and 5S



Speedy Simulation

Due Nov 30



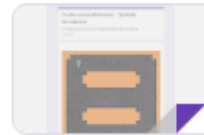
Code comprehension - Speedy simulation

Due Nov 30

Posted Nov 23

Assigned

Complete the quiz about the code. Later in the week I will provide the coding exercise.



Code comprehension - S...  
Google Forms

[View assignment](#)

Click on view assignment to see the full assignment view which gives more information and options.



# Assignment view

## Who owns the web?

F Haines • Oct 22 (Edited Nov 10)

### Instructions

Look at the linked article. Talk to your partner about the following questions:

- Who wrote the article? How do you know?
- Who does the content belong to? How do you know?
- Does any of the content belong to anyone else? Can you give an example?

Answer the questions in the attached document.



Nobel physics prize: 'Ground...  
<https://www.bbc.co.uk/news/sci...>

### Class comments

If you need to add a new document or picture, click here.

Any documents over here are ones you can open and edit.

When you have finished, click here to hand your work in.

Your work

Test pupil - Who o...  
Google Docs

+ Add or create

Turn in

Private comments

Add private comment...

Links and documents here are for you to open and look at.

If you need to speak to your teacher, you can comment here.







# There are different types of assignment

---



# Assignments with attached and editable documents

 **Device safari** 

E Haines • Sep 29 (Edited Nov 19)

---



Go on a device safari - how many computers can you find in your house?


You can type on the document to complete your homework. Make sure you click 'turn in' when you're finished.

---

Class comments

Your work Assigned

 Test pupil - Home...   
Google Docs

 Add or create

**Turn in**

- Open the attached document.
- Complete the work in the document
- Close the open document (any Google document will automatically save)
- Click *Turn in*



# Quiz assignments



## Code comprehension - Speedy simulation

E Haines • Nov 23

7 points

Due Nov 30

Complete the quiz about the code. Later in the week I will provide the coding exercise.



Code comprehension - Spee...  
Google Forms

Class comments



Your work

Assigned

+ Add or create

Mark as done

Private comments



Add private comment...



- Open the attached quiz
- Answer the questions
- Click *Submit* at the bottom. This should turn the work in for you.



# Assignments you need to add your own work to.



## Show me your art!

E Haines • Oct 20 (Edited Nov 24)

Due Nov 20

Use paintz.app to create a piece of art. Save it to your computer and then upload it to the classroom.



untitled.png - PaintZ  
<http://paintz.app>

Class comments

### Your work

+ Add or create

Mark as done

### Private comments



Add private comment...



- Click on + *Add or create*
- You can create a new document to complete your work OR upload a file from your computer
- Click *Turn in* when you have finished



# Remember to check that you've turned in your work when you've finished.

## Turned in

Two screenshots of the 'Your work' interface. The first screenshot shows 'No work attached' and an 'Unsubmit' button. The second screenshot shows a document titled 'Test pupil - Homework ...' and an 'Unsubmit' button.

## Not turned in

Two screenshots of the 'Your work' interface. The first screenshot shows a document titled 'Test pupil - Home...' and a 'Turn in' button. The second screenshot shows a '+ Add or create' button and a 'Mark as done' button. An orange arrow points from the 'Mark as done' button to the 'Turn in' button.

**Well done,** you've turned in your work.

(If you need to add or edit your work, you can Unsubmit it. Make sure you turn it back in when you've finished.)

You still need to turn in your work so your teacher knows you've finished. Make sure you've done everything you need to and click the button.